



FOCAL POINT

<http://assabetvalleycc.com> - The club meets on the first and third Wednesdays of each month except July and August. Meetings are hybrid - in person at the Hudson Senior Center, 29 Church St., Hudson and on Zoom. Meetings begin at 7:00 PM with a 15 minute social time and at 7:15 a brief business meeting. Programs start at 7:30 PM. Email us at avcc.digital@hotmail.com for more information or if you wish to attend as a guest.



Image Courtesy of John Mauro

"Every summer has its own story. Goodbye to one, and hello to a new chapter." — Unknown

In this Issue:

Note From Our President	p 2
Note from the Editors	p 3
Index of Tips and Tricks	p 4
<u>Program Info</u>	p 5
<u>Competition Info</u>	p 6
<u>Member Snapshot</u>	p 7
Members' Lens	
<u>Zooming Out</u>	p 11
<u>Zooming In - Challenge</u>	p 13
<u>Zooming In - Field Trips</u>	p 18
<u>Tips - Photographing Balloons</u>	p 21
The Bigger Picture	
<u>Workshops & Programs</u>	p 24
<u>Photography Exhibits</u>	p 26
<u>Photography Contests</u>	p 27
<u>AVCC Organization</u>	p 28

Note from Our President

Hello All,

I would like to welcome everyone to the 2024-2025 season! I hope everyone had an opportunity to enjoy the summer weather and also to grab some amazing images.

The Program Committee has been working hard to fill this year's program schedule. See page 5 for the schedule of monthly programs. Thank you to the members for their hard work over the summer!

Speaking of hard working committees, the Newsletter Committee has also been hard at work to bring you their latest edition. I say this every month, but mean every word of it...every time I think the committee cannot beat the previous month's newsletter, they surprise me with an even better edition!

The first meeting is Wednesday, September 4th. The program is by club members: "What I Did This Summer". Please contact Robyn Saur if you plan on presenting your images. The competition meeting is September 18th and the themes are "Open" and "Balloons".

Remember, dues are due by the first competition of October (October 2nd). Unfortunately, if you do not get your check to Treasurer John Gill prior to that date, you will be locked out of the competitions. If you have any questions or concerns, please reach out to John or me. John's Address:
60 Fort Meadow Drive, Hudson, MA 01749

Also, planning ahead, the meeting dates for January have been shifted to the 2nd and 4th Wednesday of the month, January 8th and 22nd due to New Year's Day falling on the first Wednesday.

I look forward to seeing everyone soon!

Pudge



*Sand and Sea - submitted for the summer
quote challenge - Catherine Robotis*

Note from the Editors

"Summer should get a speeding ticket." (Unknown)

INDEED!

Here we are, already at September! September can be a time of reflection and thinking back to where we were last June. It can be an evaluation of what changes or goals we want to establish. Perhaps entering competition for the first time, perhaps jumping on board one of the field trips. Perhaps taking a risk and submitting a new type of photography you're trying out. Perhaps offering your skills or just willingness to help the club function. So many ways to start new things.

Your Newsletter Team met over the summer to evaluate where we've been and where we are today. Firstly, we added an already-hard-working member to the team – we heartily welcome Pam Meoli. She will be bringing her local knowledge and enthusiasm for places to go, and things to do, to the Happenings section, and be another set of eyes on the whole process.

The newsletter is two years old (19 issues!) now, and much has changed over that time. In September 2022 we were still meeting by Zoom only, we had zero to few gatherings, and no organized field trips. Anyone who had joined from 2019 on barely knew anyone else in the club. So, a major goal of ours was to provide ways to get a feel for each other a little bit and to enhance a feeling of community. We wanted to make this a members-oriented newsletter, to have members share their experiences, their knowledge, themselves. We wanted to inspire, and we wanted to generate and sustain enthusiasm.

To that end, we published a monthly interview and asked for members' input on tips for photographing various subjects or in various environments. (see the list of Tips and Tricks over the last two years). We are excited about where two years have brought the club. Today we have hybrid meetings, field trips, and - recently – the Annual Banquet, which hadn't happened since 2019. More and more people are contributing images, write-ups about field trips and other experiences, exhibits they've been in and awards they've won outside the club. All these things help members get to know each other, and forge relationships. We're thrilled!

That said, you may see some minor changes in format or content in the newsletter. For instance, we are trying a new approach to the Member Spotlight (one-on-one conversation) process. It will shift from an initial in-person contact to soliciting some written basic info, then following up to flesh out the member's story. The write-up may be shorter. We will continue to solicit stories, experiences and photos from outings and field trips. As always, feedback is welcome. Some folks have already shared their helpful thoughts.

Welcome back – or just plain "Welcome!" to any new folks. See you at the meeting or in the field.

"Good seasons start with good beginnings." — Sparky Anderson (Major League Baseball player, coach, manager)

Index of Tips and Tricks

Looking for tips about a certain topic in photography?

Before heading to Google check out this Index of Tips and Tricks listed by AVCC Focal Point issue. Cathy Robotis has curated information from many websites and sources each month to help members make decisions about how to shoot for a specific theme. You may find what you are looking for in a Tips and Tricks article. To access the issue containing the desired Tips go to the AVCC website and click on the Focal Point Newsletters tab.

Index of AVCC Focal Point Tips and Tricks Theme by Issue	
Issue	Tips and Tricks Theme
Sept-Oct '22	Fall Foliage
November '22	Vintage Style Photography
December '22	Tips for Night Photography
January '23	Tips for Indoor Photography
February '23	Tips for Shooting in Fog
March '23	Tips for Music Photography
April '23	Tips for Flower Photography
May '23	Tips for Things in Motion
June '23	Tips for Summer Photography
September '23	Tips for Monochrome Photography
October '23	Tips for Travel Photography
November '23	Tips for Architecture/detail
December '23	Tips for Landscape Photography
January '24	Tips for Still Life Photography
February '24	Tips for Emotive Photography
March '24	Tips for Creative Photography
April '24	Tips for Photographing the Sky
May '24	Tips for Photographing Things in Flight
June '24	Tips for Setting Photography Goals
September '24	Tips for Photographing Balloons

September 2024 Program

AVCC is pleased to present the member “What I did this Summer” slideshow. Participating members have up to 5 minutes to share a slide show of images taken during the summer break. The meeting will take place on Wednesday, September 4 starting at 7:00PM. The official start time of the program is 7:30 PM. This is a hybrid meeting. The in-house meeting will take place at the Hudson Senior Center, 29 Church St., Hudson, MA. Members attending in person need to bring their slideshow on a thumb drive. Members participating via Zoom need to be prepared to share their presentation on screen. Questions? Contact Robyn Saur: Robynlee4@aol.com.

Looking Ahead - AVCC 2024-2025 Program Schedule

Date	Program	Presentor
9/4/24	“What I did this Summer” Member Slideshows	AVCC Members
10/2/24	Composition	Mike Roman
11/6/24	Spain and Portugal	Robyn Saur
12/4/24	Landscape Photography	Meredith Fontana
1/8/25	Bird Migration	Shawn Carey
2/5/25	Masks and Layers	Hazel Meredith
3/5/24	Colors of Spring	Ed McGuirk
4/2/24	Creative Photography	Joe Pellicone
5/7/24	B&W Photography	Nancy Ori
6/4/24	Image of the Year Awards	

Link to the club website calendar for all deadline, program, and competition dates: [AVCC Calendar](#)

Or find it on the AVCC website by clicking on “Organization” at the top of the page, then “Club Calendar” in the dropdown list.

Monthly Competitions:

The club holds monthly image competitions including two categories: digital theme and open. AVCC Print competitions have been suspended. The images are judged by a panel of three judges using a scale of 3.0-10. The final score for an image is the total of the three scores. See the [AVCC webpage](#) for more information about the rules and procedures for monthly competitions as well as the PSA and NECCC competitions. Pay particular attention to the PSA definitions for [“Nature”](#), [Monochrome](#), and [Travel](#) submissions.

Schedule of Monthly Competition Category Topics & Submission Dates

Month	Digital Theme	Open	Digital Theme and Open Submission Date
September	Balloons	Open	9/11/2024
October	Nature	Open	10/9/2024
November	Action	Open	11/13/2024
December	Nature	Open	12/11/2024
January	The Color Red	Open	1/15/2025
February	Nature	Open	2/12/2025
March	Abstract	Open	3/12/2025
April	Nature	Open	4/19/2025
May	By or On the water	Open	5/14/2025

PSA and NECCC Digital Interclub Competitions

Image selections to the PSA & NECCC Interclub Competitions are made by the representatives to each organization. Individual entries can also be made to PSA competitions if you are a member. Our PSA representative is Todd Mathieson; our NECCC representative is Robyn Saur.

FYI: PSA Guidelines for Borders: Not recommended for Nature but if any border is added to a Nature, Travel or PJ image it must be a small border of a neutral color (gray tones). There are no border restrictions in the PID Color or Monochrome Division.

2024-2025 NECCC Individual Print Competition

The NECCC Individual Print Competition will be held twice a year hosted at the Greater Lynn Photographic Association (GLPA). This year's competition dates will be Saturday, October 19, 2024 and Saturday, March 29, 2025. For more information go to: [NECCC Print Competition](#)


Member Snapshot - Catherine Robotis

My childhood began in the Bronx, where I grew up immersed in the culture of the Irish immigrant community. Life revolved around Irish music and dance. We were a tight knit group of extended family and friends that performed and socialized together. When my parents bought their first home across the East River in Queens in 1974, life as we knew it changed. New friends, new lifestyle. Culture shock for a teenager. I hung up my dance shoes and turned to rock music, looking to The Doors, The Beatles, and Pink Floyd to get me through. When I was 13, I also got my hands on a Kodak Instamatic, and I've been capturing precious moments ever since.

I went to nursing school in NYC and started my career at Booth Memorial Medical Center, where I later met my husband, an intern at the time. He is from Greece, and he opened my eyes to that fabulous culture and lifestyle. His medical training took us around the country and to Europe. We moved to Massachusetts in 2002. Alekos (our son) arrived in 1995, joyfully completing our little family. Lily (our cat, who you've seen on Zoom) has been running the show since 2013. Most recently, we moved to Bailey Island, Maine in December 2023, and we are excited to see what life in Maine will bring us.



Temple of Poseidon - Catherine Robotis



*The Queen
- Catherine Robotis*



Portland Head Lighthouse - Catherine Robotis

Continued on next page

Member Snapshot - continued from page 7

Approaching age 50 was a turning point for me. What was I going to do with my life? I wanted to try something new to welcome that special milestone. I decided to take up both running and photography. Running had been a real challenge in my youth because of untreated asthma. So, with my inhaler in hand and a Couch-to-5K guide in my pocket, I hit the track with the goal of running for 30 minutes without stopping. I quickly learned that in order to accomplish anything, you first need to believe in yourself, which is harder than you think. I never thought I could run one mile, never mind 30 minutes without stopping, but I somehow pushed through that barrier and beyond. That year, I ran a 10K. Then, a half marathon. The next logical step was a marathon, which I did at age 52. On one of my pre-marathon runs, I stopped for a drink after mile 18 of a 20-mile run. My mind and body screamed: "STOP!" Then, the lyrics in my ears ("Back of Love", Echo and the Bunnymen) literally told me: "I'm on the chopping block, chopping up my stopping thoughts; self doubt and selfism were the cheapest things I ever bought." True story! I ran those last 2 miles and then completed the marathon journey a few weeks later, learning many life lessons along the way.

My husband bought me my first 'real' camera, a Nikon D5100, for my 50th birthday. It terrified me! I had no idea what to do with it, so my son bought me an "Idiot's Guide" to help ease my anxiety. A subsequent Christmas present was Adobe Elements, accompanied by another "Idiot's Guide." I ended up taking a class on Composition with Norm Eggert. He encouraged us to join a camera club, and here I am. Through the AVCC and the kindness of my fellow members, I have found a home where I can develop my skills and work on my artistic vision. I enjoy taking colorful photos in nature and of the surrounding landscape, but the photos that generally speak to me the most are monochromatic and atmospheric (dark and moody), which is in stark contrast to my generally upbeat mood. I am always looking for that perfect scene.



All aboard the uptown express - Catherine Robotis

Continued on next page

Member Snapshot - continued from page 8

Last year, I did a 365-day Instagram Challenge, where I posted a photo every day. That really opened channels of vision in my mind. This year, my focus has been on improving my technical abilities, which always remains a growing edge for me. I went 'manual' this summer. Running taught me to believe in myself, and I am trying to apply that essential life skill to my photography journey. I am a work in progress and enjoying every minute of it.



Street music - Catherine Robotis



Flower drops - Catherine Robotis



*Bedbugs and Ballyhoo in Athens
- Catherine Robotis*

Continued on next page

Member Snapshot - continued from page 9



*Stamp collecting
- Catherine Robotis*



Grackle stare down - Catherine Robotis



Boston by night - Catherine Robotis



Zooming Out - Members and AVCC in the greater photographic community - member exhibits, competitions, meetups, field trip opportunities, workshops, etc.

Zooming In - A Reflection, Musing, or Experience (travel, how I got that great shot, my favorite photo or place to shoot for example) shared by a member

Tips and Tricks - Members' shared suggestions for the Monthly Theme

The Bigger Picture - Happenings in the World of Photography

Many thanks to the following members for their contributions to this month's Newsletter: Cathy Robotis, Lynn Kerner, Mary Coombs, Jim Williams, Pam Meoli, John Mauro, Bob Cooke, Natalie Schiavone, Robyn Saur, Jane Parker, and Rick Beauchamp.

Zooming Out

On the Wall at Cafe 641

This month Cafe 641 will feature the work of John Mauro. A Meet and Greet will be held on September 7th from 12:00 - 1:30 pm. We hope to see you there!

In October we will see images by Pam Meoli.



Image Courtesy of John Mauro



Image Courtesy of John Mauro

Continued on next page

Summer at Cafe 641

Images by Dave Morin were exhibited for the month of July. Eric Frere's work was on display for the month of August. Here are two images from Eric's Meet and Greet with his images in the background.



John Gill and Eric Frere at cafe 641 - Mary Coombs



Bob Cooke - Mary Coombs

Bob Cooke has arranged a photo exhibition (prints) at the Maynard Public Library -- prints go up on Feb. 1, for one month. There is plenty of room for other entrants.

Please contact Bob if interested as he needs to keep a list of eager entrants. He's even thinking of making it into an AVCC contest!

Lynn Kerner shared a favorite newsletter she receives from photographer Daniel J Gregory. He offers webinars, courses, and trips. He's conducting a free webinar on September 9 at 1:00 pm ET on Diptychs and Triptychs. If interested and to register here is the link to his webpage: [Daniel J Gregory](#)

Did you know...

(a new feature - a pop up box with a single tip or useful information a member would like to share! If you have a tip you'd like to share please send it to the Newsletter Team).

The Sunny 16 rule is a photography technique to help you get a good exposure when photographing outside on a sunny day. According to the rule, you should set your aperture to f/16. You should then set your shutter speed to the reciprocal of your ISO. For example, your shutter speed should be 1/100 (or 1/125) if your ISO is 100. If your ISO is 200, your shutter speed should be 1/200 (or 1/250). Give it a try and see if it works for you!


Submitted by Cathy Robotis

Zooming In

The Newsletter Team issued a challenge as we headed off for summer break. We asked members to submit their photographic interpretation of the following quote:

“The sea was an abstract painting: a band of azure sky above a swatch of indigo water above a ribbon of wet brown sand above a smear of hazel beach...” - Abby Geni from *The Wildlands* in 2018

The response was fabulous and we are happy to share the beautiful and varied interpretations we received! Thank you to all who shared.



Abstract Sand & Sea - Lynn Kerner



Abstract Sand & Sea Copy - Lynn Kerner

Continued on next page




"Summer is singing with joy, and the beaches are inviting you with dancing waves."-Debasish Mridha

Splash - Robyn Saur




Image Submitted by Robyn Saur

Continued on next page



The Duck Race - Rick Beauchamp



*Sunrise at Quincy Shores Reservation
- Rick Beauchamp*

"Let's savor these last golden rays and look forward to the seasons ahead." — Unknown

Continued on next page




Image Submitted by Natalie Schiavone




Image Submitted by Natalie Schiavone

"Saying goodbye to summer is just saying hello to new memories." — *Unknown*

Continued on next page



Sailboat on Newport Harbor - Jane Parker



Lighthouse Image submitted by John Mauro

*"I saw old Autumn in the misty morn.
Stand shadowless like silence, listening
to silence." — Thomas Hood*

Zooming In

Field Trips

Members joined up for several field trips and meetups over the summer - here are some images members shared from those outings:

SummitWynds Lavender Days:

The forecast was dismal on June 21st but several intrepid members took the chance and went out to Holden, MA to enjoy the scenery, company and photo ops! Note: the tub was very popular amongst the visitors. Fortunately the rain held off till closing time.



*Darlene in Field of Flowers
- Lynn Kerner*



Linda Gilberti - Lynn Kerner



Glenn - Mary Coombs



SummitWynds Vista - Mary Coombs



*Honey Bee on Lavender
- Mary Coombs*

Continued on next page

Zooming In - Field Trips - continued from page 18

Members also met up at Southwick Zoo, SummitWynds Butterfly Festival, Ipswich Wildlife Sanctuary, and the Plainville, CT Balloon Festival. A group of members now known as the Night Hawks have endeavored to meet up to take photos of the Milky Way and other astronomical phenomena. In addition Mary and Lynn traveled to Bailey Island, ME to visit Cathy in her new environs and while there do some Newsletter planning.

Ipswich Wildlife Sanctuary


The first week of July several of us met for a day trip to Ipswich Wildlife Sanctuary for a morning of photo shooting and feeding the birds. Despite the heat, we had a great day. (Pam Meoli)



Jim, Sheri, Maureen, and Pam - photo by a friend



*The best part of the day
- Pam Meoli*



Feeding some little friends - Pam Meoli

Plainville, CT Balloon Festival

Mary, Lynn, and Paul enjoyed an afternoon and evening at the Plainville, CT Fire Department Annual Balloon Festival on August 23. The Balloon Glow was pretty amazing as were the fireworks!



Continued on next page

Night Hawks

After several members (Jim, Rick, Neil, Darlene, Lynn, Paul, Mary, and Bridget) took a Milky Way Chase workshop with Silvana Della Camera, Jim Williams took the lead to scout out locations and phenomena for the club Night Hawks group. Astrophotography requires a great deal of planning (and speculation) as well as flexibility and being ready to go (sometimes far afield!) with little notice. There can be disappointment but the rewards can be spectacular! Sheri and Nick have joined the notifications for this group - if you wish to be added to the Night Hawks notification group please contact Jim Williams.



Image Courtesy of Jim Williams

This moon photo was taken with the Meetup group "Photography Beyond the Apparent" organized by Silvana Della Camera. The location was Robbins Farm Park in Arlington Heights on July 21st., a full moon evening, fortunately mother nature cooperated. It was taken with a Canon R5 thru a Canon 600mm at ISO 2500, f4 and 1/5 of a second. - Jim Williams



*I went looking for Perseids and found this...
- Mary Coombs*



*The Milky Way - Frye Island
- Lynn Kerner*

Tips and Tricks - September's Theme: Photographing Balloons

Tips for Photographing Balloons

Bright, colorful balloons are a symbol of joy. Festive balloons tied to the mailbox may announce a happy occasion such as the birth of a child or a recent graduation. They evoke laughter and delight when in the hands of little ones. Pencil balloons may be used to twist into various animal shapes. Foil balloons may be artfully arranged to frame a special event like a birthday party or a bridal shower. You may find hot air balloons dotting the horizon at balloon festivals - a parade of colors, shapes, and textures punctuating the early morning or evening sky. No matter the circumstance, balloons are fun for everyone. As we settle down for the 2024-2025 AVCC season, you may be planning to attend a hot air balloon show in advance of the September 2024 competition for "Balloon(s)." Or, maybe you are feeling more grounded and prefer smaller balloon scenes. Whatever your inspiration, here are some tips to help you capture that perfect balloon image.

Photographing hot air balloons

- Fall is the best time of the year for hot air balloon photography. There are many festivals to attend, with one of the most popular, the Albuquerque Balloon Fiesta, occurring annually in New Mexico in October. With careful research, you are sure to find a hot air balloon festival within driving distance, should you wish to experience one.
- The best times to photograph hot air balloons are in the early morning or in the evening.
- When you arrive at the scene, look for unique vantage points.
- If you choose to go in the early morning, go early, and dress appropriately. There will be much to see as the balloons are prepared and launched. You may find excellent opportunities to capture the crew members at work, setting up the envelopes and gondolas, connecting the carabiners, and testing the burners.
- Dawn Patrol occurs early in the morning, when they send up a group of balloons to check the winds. It's a great opportunity for photography. If the winds are greater than 9 mph, the balloons will be grounded.
- Another great opportunity for hot air balloon photography occurs in the evening, when they have the Evening Balloon Glow, where pilots stand the balloons up at dusk, periodically hitting the burners to light up the envelopes. This is a bright and colorful part of the festival.



Balloon Glow 1 - Mary Coombs

Continued on next page

Tips for Photographing Balloons - continued from page 21

Camera equipment and recommended settings

- A standard zoom lens (~18-70 mm) will be perfect for ground-based photography, and a telephoto zoom lens (~70-300 mm) will be perfect for aerial photos. A wide angle lens is recommended for photographing the Evening Balloon Glow.
- For the early morning activities, you will probably need an ISO of around 1600. However, you can reduce your ISO as the day brightens. In the evening, you will probably need an ISO of 640-800 (up to 1000 for balloon glow photography).
- In terms of aperture, when it is dark, you will probably need an aperture of f/4-f/5.6.
- Recommended shutter speeds range from 1/160-1/400 (1/200 for balloon glow photography).
- Set your camera to continuous autofocus mode.
- Consider using a polarizer when warranted.
- If you are using an I-phone, try to avoid using digital zoom. It's better to walk closer whenever possible.

Tips for photo composition

- You will have many opportunities to capture bold, beautiful images. Do you want to photograph a single balloon or several? Photographing a single balloon will allow you to focus on details. Photographing many balloons will contribute to the WOW factor.
- If you are capturing the wider scene with many balloons, look at the sky. Are there interesting clouds or mountains to serve as a backdrop? Or do you prefer your balloons against a blue sky?
- If you are focusing on a more intimate balloon image, you may have an opportunity to ask the crew for a closer look, and they may allow you to photograph the inside of the balloon as it is inflating. Get close, and photograph the detail of the balloon fabric. You may be able to capture outside shadows as seen from inside the balloon. Look for unique angles, but make sure you don't touch the balloon.
- Whether you are up close or photographing from a distance, look for patterns, triangles, arcs, and lines.
- You may capture a great image of one inflated balloon ascending over other balloons that are in the process of inflating.
- If you are photographing a scene with several balloons, consider making one balloon your subject, and position it appropriately using the rule of thirds. Maybe this balloon will be larger in the frame than the others. Adjust the depth of field to acquire the image you desire.
- If you want to try a different perspective, try to photograph a balloon that is flying directly overhead. Lie down on your back under the balloon (if possible) to capture that dramatic angle.
- If you are very adventurous, you might consider photographing hot air balloons while you are a passenger in one.
- If there is a water source nearby, try to capture the balloon and its reflection.

"The first breath of autumn was in the air, a prodigal feeling, a feeling of wanting, taking, and keeping before it is too late." — J.L. Carr, "A Month in the Country"

Continued on next page

Tips for Photographing Balloons - continued from page 22

Photographing small/handheld balloons

- Small, handheld balloons provide many opportunities for storytelling and artistic photography.
- It's best to have bright colors.
- Your camera settings should include auto focus, a fast shutter speed, and continuous AF mode.
- Helium-filled balloons are easier to work with.
- You can fasten the balloons to a piece of string or fishing wire so they won't blow away. Unless tethering is part of your story, you can later remove the wire or string in post-processing.
- You may capture great images with people holding balloons or children playing with them.
- Consider lying on the ground and looking up at your balloon(s). This will help give the appearance that the balloon is floating several feet off the ground.
- You may get very creative or abstract with small balloons. For example, photos of popping water balloons may be dramatic and dynamic. Just make sure it is very apparent that the subject is a balloon if you are planning to submit it to our September competition.

Sources

Ephotozine.com; jeancoutu.com; nyip.edu; backroadramblers.com; newmexicomagazine.org; learnandsupportgetolympus.com; elliotnahm.com; photographylife.com



Image Courtesy of Pam Meoli

The Bigger Picture

Upcoming Photography Workshops and Programs

Local Class/Course Offerings

Assabet Valley Regional Vocational Technical High School – Assabet After Dark

- Lots of great offerings this fall. For Dates and prices visit the website. Fall registrations are NOW - so don't delay if interested in a course. You can register online or by calling- 508-263-9651
- <https://assabetace.asapconnected.com/?org=5674#CourseGroupID=61710>

GROUPON

- Some great class offerings that are constantly changing and you can't beat Groupon prices. Check it out.
- <https://www.groupon.com/searchquery=photography+classes>

Local Photography Meet Ups/Workshops

Mount Auburn Cemetery

- Join photographer and former Artist-in-Residence, Billy Hickey, for a Nature Photography Workshop at Mount Auburn Cemetery in Cambridge. (This looks really interesting).
- <https://www.eventbrite.com/e/nature-photography-workshop-tickets-972357676987?aff=ebdssbdestsearch>

Classpop! - Capture your creativity!

- Join "Real-World Composition" with Instructor Richard and learn how to capture the world through the lens of your camera. No matter your skill level, this class will teach you the essential skills for taking memorable and beautiful photographs. Learn about composition, lighting and camera settings in a supportive, hands-on setting.
- <https://www.eventbrite.com/e/real-world-composition-photography-class-by-classpoptm-tickets-982123837837?aff=ebdssbdestsearch>



Image Courtesy of Pam Meoli

Continued on next page

The Bigger Picture - continued from page 24

Workshop Offerings through Mass Audubon at the Museum of American Bird Art in Canton

- Take Control of your Digital Photos: Adobe Lightroom Workshop with Shawn Carey
Saturday November 9, 2024
- <https://www.massaudubon.org/programs/maba-education-center/93335-take-control-of-your-digital-photos-adobe-lightroom-workshop-with-shawn-carey>
- Bird Photography Master Class with Shawn Carey & Mike Milicia
Saturday November 16, 2024
- <https://www.massaudubon.org/programs/maba-education-center/93682-bird-photography-master-class>

Hunt's Photo, Melrose, MA

- They offer photo walks, photo adventures, and classes.
- www.edu.huntsphoto.com

Silvana Della Camera

- See her website for her many upcoming workshops and more:
- [Silvana Della Camera](http://www.silvanadellacamera.com)

Other Local Happenings for fun and photo ops

Hey Day Festival at Wachusett Meadows,

- Sept 19, 11-4 (rain date: Sept 22).
 - Hayrides
 - Canoe on Wildlife Pond
 - Children activities include pumpkin painting, crafts, games
 - Live music
 - Vendors for handmade crafts and art by the Princeton Arts Society members
 - Local cheese and cider for sale
- Admission \$10 per person or \$30 per carload



*Robin with Winterberry
- Mary Coombs*

Old Frog Pond and Studio (Highly recommended by your editors!)

- 18th Annual Sculpture Exhibit, "Around the Pond and Through the Woods" featuring the work of 40 sculptors
Sept 5 - Oct 14, Wednesdays -Sundays from 11:00 - 4:00 pm
Opening Reception - Sept 8th, 1-5 pm - live music, dance performance, organic fruit picking
38 Eldridge Rd, Harvard, MA
Free admission
- <https://oldfrogpondfarm.com/>

Continued on next page

Lots to see and do in Newport, Rhode Island!

- **The Great Elephant Migration**

The two biggest displays with life size herds of elephants that were free to get on the grounds were Salve Regina University and Rough Point. If you walk on the cliff walk behind the breakers you can get a glimpse of a couple of elephants there without paying \$40 to get in.

<https://www.discovernewport.org/blog/post/the-great-elephant-migration/>

- There are some gardens by the driveway at Rough Point that had beautiful flowers and butterflies.
- The cliff walk and beaches in Newport are beautiful.
- There is also a migratory bird sanctuary in Newport that would be a fun place to visit.

NEBG at Tower Hill

Tower Hill has some great things going on this fall – here are a few wonderful photo ops - if you have a membership you'd be crazy not to visit. <https://nebg.org>

- **Aerial Art (Flora in Flight) by Patrick Shearn of Poetic Kinetics (ends October 31)**

Experience a collaboration between art and nature as vast, fluid canvases of color dance overhead in the wind. This trilogy of large-scale kinetic art by Colorado Springs-based creative arts and design studio [Poetic Kinetics](#) transforms spaces within the Garden into living tapestries sure to spark wonder and ignite the imagination.

- **Enchanted Forest, Nature-Inspired Fairy Houses by Sally J. Smith (ends October 31)**

The enchantment continues this summer and fall – everyone's favorite mythical creatures are returning to the Garden! Sally J. Smith's intricately designed one-of-a-kind fairy houses will transform The Ramble into a whimsical fairyland that is sure to leave you charmed. Experience the magic as you journey through our enchanted fairy forest exhibit, *Enchanted Forest*, featuring over 30 magical fairy houses built with natural and nature-inspired materials. Immerse yourself in a magical miniature world where fantasy meets nature and let your imagination soar.

Photography Exhibitions

The Griffin Museum of Photography

- Artificial Intelligence : Disinformation in a Post Truth World
Josh Azzarella, Rashed Haq, Haley Lohn, Andrea Orejarena & Caleb Stein and Phillip Toledano
September 6 – October 27, 2024
- https://griffinmuseum.org/show/ai_posttruth/

"To say it was a beautiful day would not begin to explain it. It was that day when the end of summer intersects perfectly with the start of fall."- Ann Patchett

Continued on next page

Photography Competitions

Mass Audubon

- <https://www.massaudubon.org/programs-events/photo-contest/details-rules>

Photocrowd

- Free photo contests - Win great prizes and your work seen around the world. Get inspired and join thousands sharing their passion for photography. Lots and lots of themes – pick one or pick them all!
- <https://www.photocrowd.com/photo-competitions/>




Monarch caterpillar - Lynn Kerner



*Monarch Release
- Mary Coombs*

"There shall be eternal summer in the grateful heart."- Celia Thaxter



AVCC is a member of the following organizations:

NECCC



PSA



AVCC website:

<https://www.assabetvalleycc.com>

2023-2024 Executive Board Members:

- President: John Mauro
- Vice President: Mary Coombs
- Secretary: Jim Williams
- Treasurer: John Gill



Sunset and fog - Catherine Robotis

Editors' Note:

Many(!) club members work behind the scenes in various capacities to make the club run smoothly, to engage with the greater community, to reach out to prospective members, to communicate about our organization through the Facebook page, the AVCC website, the Focal Point Newsletter, the Action Unlimited, and provide opportunities for competition, exhibitions, fun, learning, and camaraderie. To see (most) of the volunteer positions and members please refer to your Member packet.